

HOMELAND INSECURITY



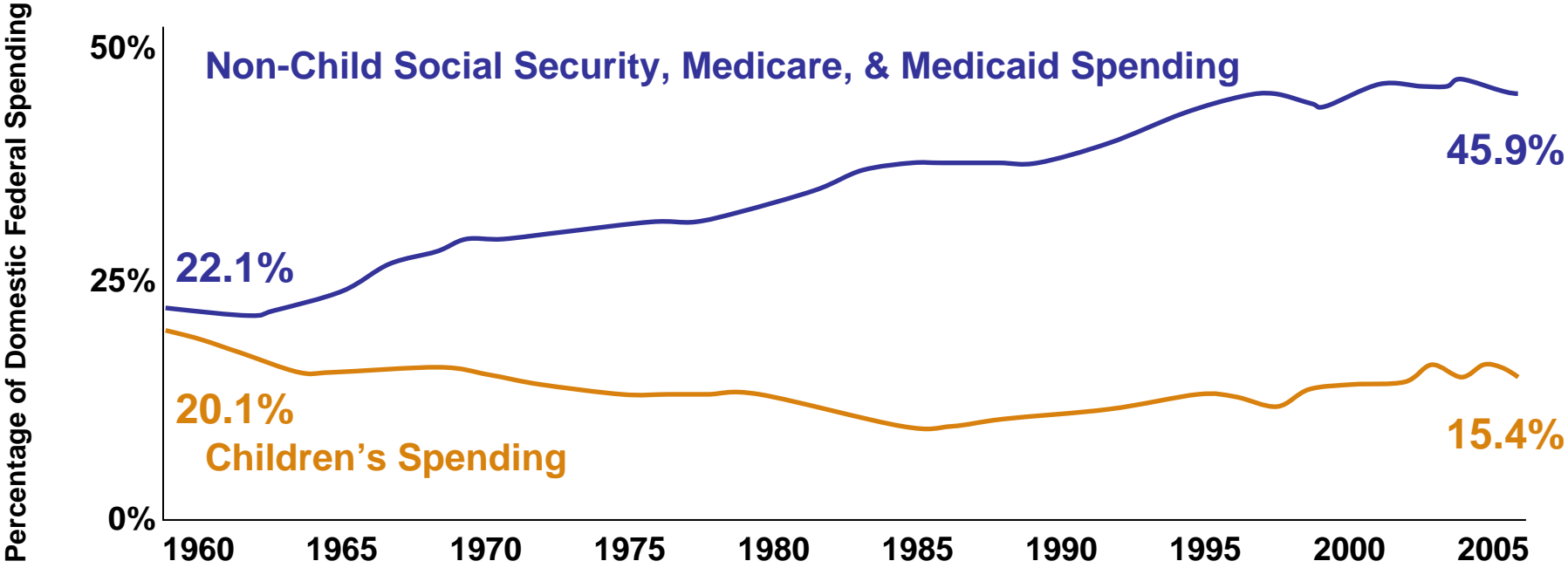
Why new investments in children and youth must be a priority
for the Obama Administration and the 111th Congress



Homeland Insecurity A Reality for Millions of Children

- 8.6 Million American children are without health insurance
- More than 3 million are reported abused and neglected
- Nearly 2 million have parents in prison
- 13.6 million live in poverty's grip
- Up to 14 million children are alone every day after school
- Millions of children lack access to early learning opportunities

Federal Spending on Children and Major Entitlements as a Share of Domestic Federal Spending



UNICEF Ranking of Child Well-Being in Rich Democracies

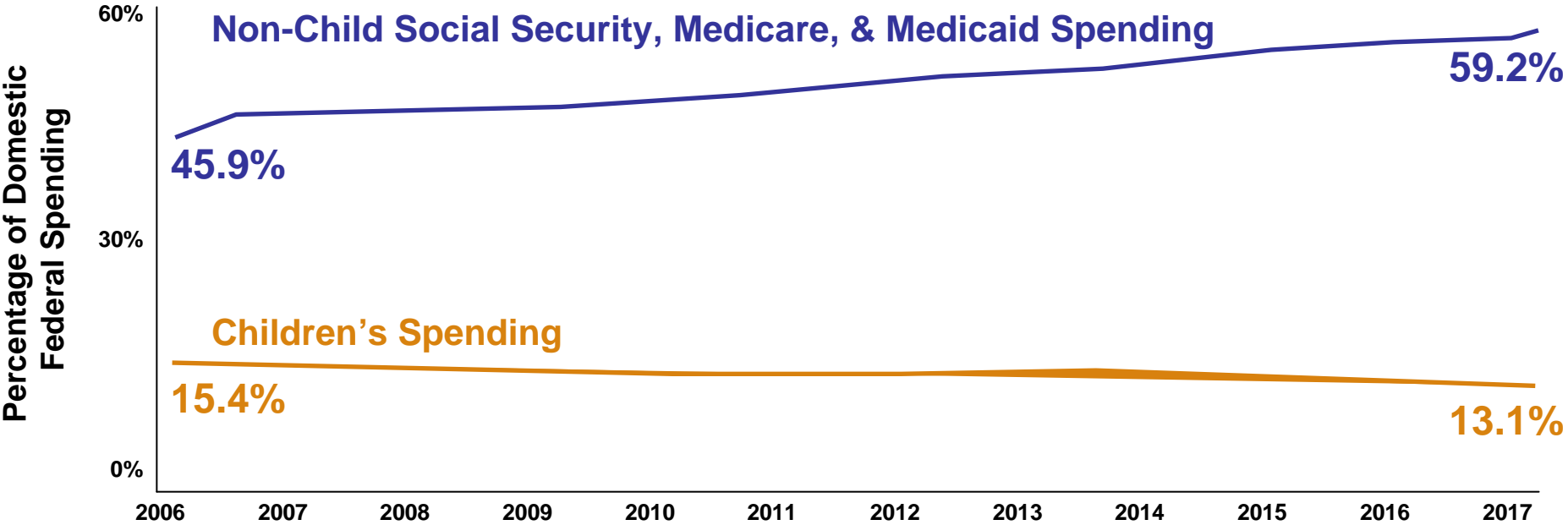
1	Netherlands	12	Canada
2	Sweden	13	Greece
3	Denmark	14	Poland
4	Finland	15	Czech Republic
5	Spain	16	France
6	Switzerland	17	Portugal
7	Norway	18	Austria
8	Italy	19	Hungary
9	Ireland	20	United States
10	Belgium	21	United Kingdom
11	Germany		

Best States vs. Worst States

Compared to the states with the best outcomes for children, those in the bottom states are:

- *four times as likely to die before their fourteenth birthday*
- *seven times as likely to be without health insurance*
- *eight times as likely to be incarcerated*
- *thirteen times as likely to die from child abuse*

Federal Spending on Children and Major Entitlements as a Share of Domestic Federal Spending



Rx for Healthy Children

Start with Health Insurance



How the U.S. compares to other rich democracies on key health measures

G7 Countries	Infant Mortality Rates 2005, per 1000 live births	Life Expectancy at Birth in Years, 2005	Per Capita Spending on Health
Italy	3	81	\$2,623
Japan	3	83	\$2,514
France	4	81	\$3,554
Germany	4	80	\$3,328
Canada	5	81	\$3,672
United Kingdom	5	79	\$2,784
United States	7	78	\$6,714

Percent of Children Uninsured Top 5 and Bottom 5 States



% of Children Uninsured (Census 2006)

State	Percent	Rank
Massachusetts	3.0	1
West Virginia	4.6	2
Hawaii	4.8	3
Iowa	4.8	4
Maine	5.0	5
South Carolina	14.2	46
Nevada	14.2	46
New Mexico	15.6	48
Florida	19.2	49
Texas	21.4	50



Deaths of Children 1-14 Top 5 and Bottom 5 States

State	Rank	Deaths per 100,000 Children 1-14
New Hampshire	1	8
Massachusetts	2	10
New Jersey	3	14
Connecticut	3	14
Minnesota	5	15
Arkansas	45	29
South Dakota	45	29
Louisiana	47	31
Mississippi	49	33
New Mexico	50	34

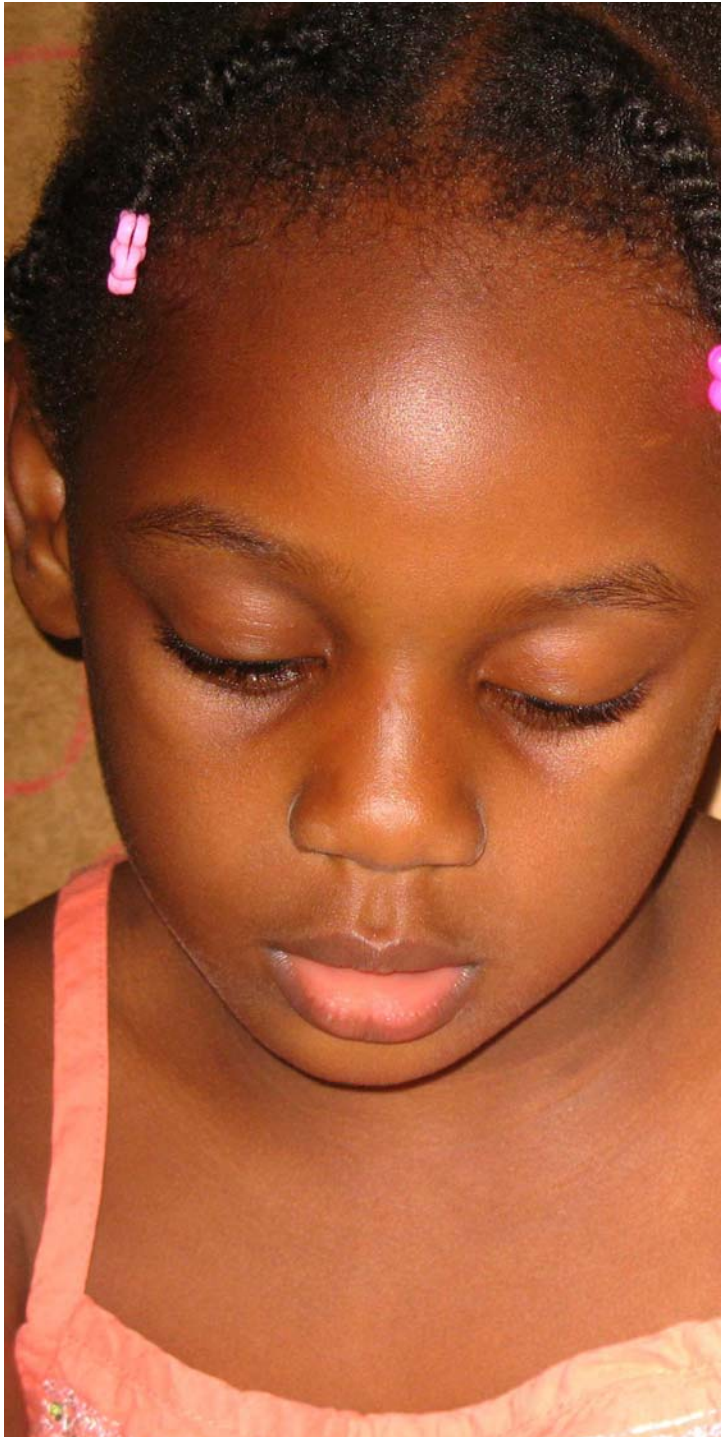
Child Abuse and Neglect A Dark Side of America

- More than 3 million are reported abused and neglected
- In 2006, at least 1,530 children died as a result of abuse or neglect at home
- Child abuse costs taxpayers more than \$100 billion annually on related crime, imprisonment, mental health, special education, medical care, and drug abuse



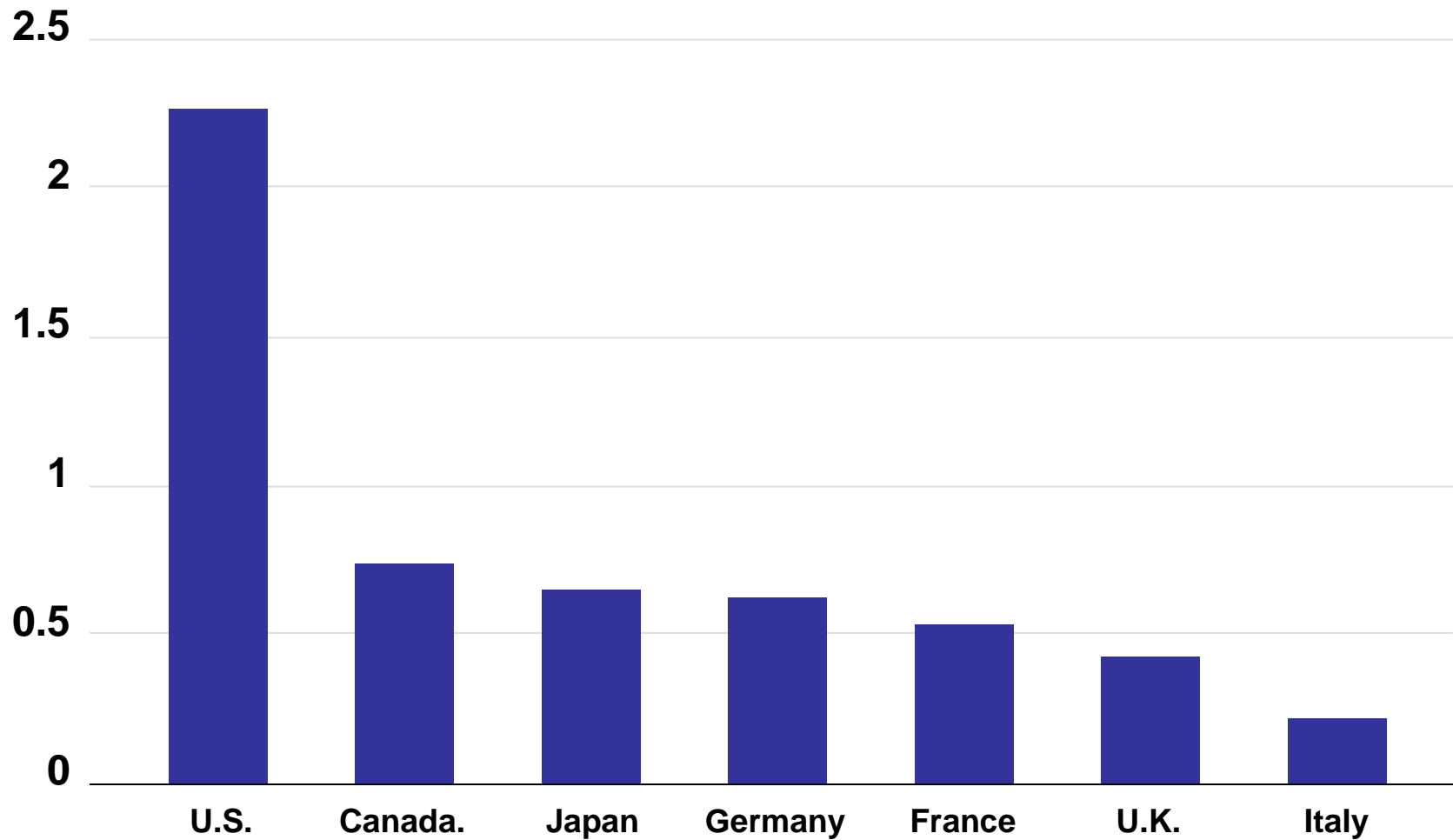
Per Capita Spending to Protect Abused Children

State	Per Capita Child Welfare Expenditures
Rhode Island	\$181.34
Pennsylvania	\$137.89
Alaska	\$129.02
Vermont	\$126.31
California	\$121.16
Arkansas	\$35.99
Nevada	\$34.02
Maine	\$31.88
Mississippi	\$28.82
South Carolina	\$14.72



Child Maltreatment Death

Per 100,000 Children





Prisons

A Reflection of Failed Social Policy

The United States has less than 5% of the world's population and 24% of the world's prisoners, yet it continues to have much higher crime rates than the other rich democracies. The U.S. prison population increased nearly 600% between 1980 and 2005, rising from 320,000 to almost 2.2 million.

Incarceration and Homicide in Rich Democracies

Prison Population per 100,000 People	Nation	Homicides per 100,000 People
756	United States	4.28
153	United Kingdom	1.41
116	Canada	1.49
96	France	1.73
92	Italy	1.28
89	Germany	1.16
63	Japan	0.50



Taking Care of Children Leads to Less Imprisonment

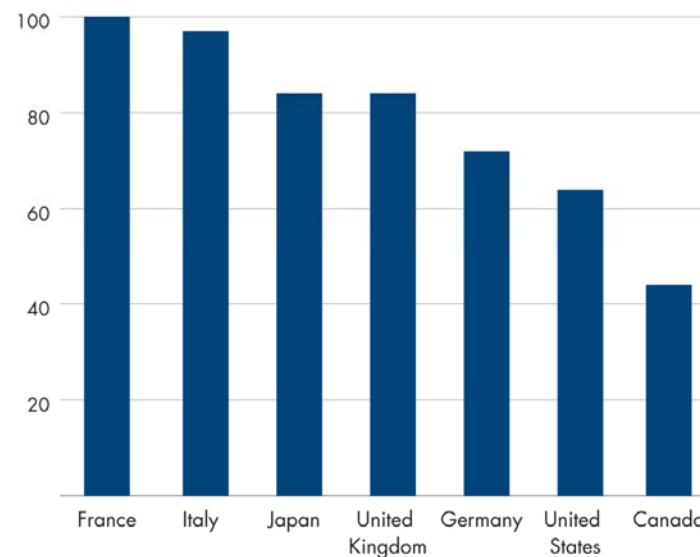
State	Lowest Imprisonment Rank	Overall Child Well-Being Rank	Incarceration per 1,000 Adults
Maine	1	10	2.14
Massachusetts	2	2	2.28
Minnesota	3	8	2.40
North Dakota	4	14	2.85
New Hampshire	5	5	2.89
Texas	46	46	9.94
Alaska	47	31	10.31
Mississippi	48	49	10.43
Louisiana	49	30	11.04
Delaware	50	50	11.68

Readiness for Success Pre-Kindergarten Education

Many children enter kindergarten without the skills needed to succeed. Only half of eligible 3- and 4-year-olds are served by Head Start. Early Head Start, for infants and toddlers under 3, serves only 1 in 20 of those eligible. Millions more children are not enrolled in any pre-k program.

Percentage of Children Ages Three to Five in Center-Based Preprimary and Primary Education in G7 Countries

Chart 5.1





Readiness for Success

Percentage of Three- and Four-Year-Olds Enrolled in State Pre-K, Preschool Special Education, or Federal Head Start
top 5 and bottom 5 states • Chart 5.2

State	Rank	Rate
Oklahoma	1	52.9%
West Virginia	2	50.0%
Vermont	3	47.1%
Kentucky	4	44.9%
Arkansas	5	40.0%
Idaho	46	12.3%
Hawaii	47	12.2%
New Hampshire	48	10.4%
Utah	49	10.2%
Nevada	50	9.7%



Afterschool in America

Beyond the School Bell

More than 14 million school-age children are on their own after school. Among them are more than 40,000 kindergarteners.

Per Child Federal Contribution to Afterschool Programs

top 5 and bottom 5 states • Chart 6.1

State	Amount	Rank
Vermont	\$178.48	1
Rhode Island	\$178.10	2
Alaska	\$176.13	3
Kentucky	\$175.32	4
New York	\$174.26	5
Maryland	\$71.8	46
New Hampshire	\$70.85	47
Utah	\$67.35	48
Colorado	\$60.72	49
Nevada	\$59.45	50



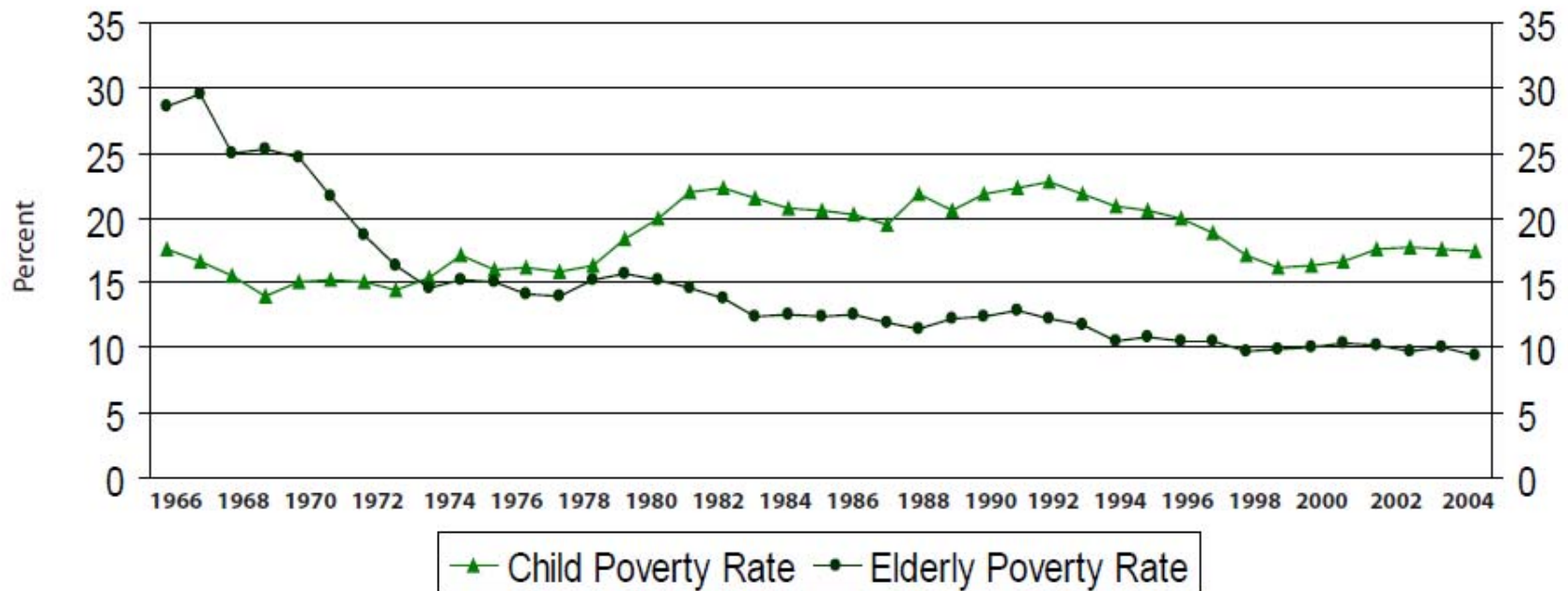
Child Poverty

It Doesn't Need to Be So High

Washington, DC's poverty rate of 29.2% is much higher than the capitals of other rich democracies.

- The U.S. has the worst child poverty rate among 24 rich countries.
- Federal spending in 2007 was nearly 7 times greater for persons over age 65 than under age 18 — \$27,289 versus \$4,000.

Elderly and Child Poverty Rates



The Effectiveness of Government Intervention on Child Poverty



Country	Child Poverty Rate Before Government Intervention	Child Poverty Rate After Government Intervention	Percent Change
France	28%	7.5%	-73%
Germany	18%	10%	-44%
UK	25%	15%	-39%
Canada	23%	15%	-35%
United States	27%	22%	-18%



Child Poverty Top 5 and Bottom 5 States

State	Rank	Child Poverty Rate
New Hampshire	1	6.5%
Alaska	2	8.5%
New Jersey	3	10.7%
Vermont	4	10.9%
Hawaii	5	11.6%
Maryland	5	11.6%
Washington	5	11.6%
Alabama	46	22.5%
Louisiana	47	22.7%
West Virginia	48	24.0%
Texas	49	25.0%
Mississippi	50	32.8%



Quality Child Care Essential Infrastructure

The American economy cannot function efficiently without quality child care, yet millions of children are in sub-standard care and not receiving the full benefit of an early learning opportunity.

- Child care for two children exceeds average rent costs.
- In 43 states, attendance at a public university costs less than infant child care.



Affordability of Child Care for Single Parents

State	Percentage of Income Spent on Childcare
Utah	20%
Kansas	20%
Delaware	22%
Nevada	23%
Kentucky	24%
Washington	35%
Rhode Island	39%
New York	40%
Massachusetts	42%
Oregon	46%



Parent Share of Child Care Costs, by Country

Country	Approximate Parent Share of Child Care Costs
United States	60%
Australia	31%
France	27% for children 0-3; free for children 3-6
Norway	20%
Italy	18% for children 0-3; free for children 3-6
Finland	15%
Germany	14%
Sweden	9%



**It Doesn't Need to
Be This Way.**

**NEW INVESTMENTS
IN CHILDREN AND
FAMILIES MUST BE A
NATIONAL PRIORITY.**



10-Year, \$500 Billion Invest-In-Kids Agenda

Millions of children lack access to health care, early care and education, afterschool programs, and child-abuse and neglect prevention services.

This child-investment gap costs the U.S. billions of dollars each year in lost productivity, remedial education, and crime. It also means that millions of children don't have the opportunity to make the most of their lives.

That's why the Every Child Matters Education Fund proposes a 10-Year, \$500 Billion Invest-In-Kids Agenda that would include the following components:



10 Year \$500 Billion Invest in Kids Agenda cont.

Child Abuse and Neglect

Fully fund the wide array of proven prevention and treatment programs which together can sharply reduce child abuse and neglect while strengthening families.

Early Childhood Education

Provide all children 0- to 5-years-old with affordable, high-quality early care and education opportunities by fully funding Head Start and federal and state funding so that all 3- and 4-year-olds can enroll in a quality pre-k program.

Child Health

Provide coverage to all uninsured children guaranteeing uninterrupted care for every child.

Child Care

Make quality child care—including infant and toddler care—affordable for all working families.



10 Year \$500 Billion Invest in Kids Agenda cont.

Mental Health

Provide a full array of training, prevention and treatment services allowing parents and providers of care to intervene early.

Afterschool Programs

Provide all children with access to quality, enriching activities in a safe and supportive environment.

Poverty and Working Families

Provide a combination of tax credits and deductions, minimum wage increases, family allowances, subsidized health insurance and child care, which guarantees that fulltime, low wage workers receive a household income that does not fall below the federal poverty level.

The Benefits of Investing in Children and Youth

- Quality **pre-kindergarten and early learning** bring back \$7 for every dollar invested.
- 2-year-olds enrolled in early **Head Start** perform better on child development tests, have larger vocabularies and are able to speak in more complex sentences .
- **Home visits** in child abuse cases show dramatic reductions in abuse and neglect and economic benefits ranging from \$2-6 for every dollar invested.
- One study shows a payback of \$2.50 for every state dollar spent on **insuring every child**.
- Children attending quality **after-school programs** have better grades, are more likely to graduate, and experience less drug use, violence, and pregnancy.



Ask Elected Officials At All Levels of Government:

- 8.6 million children have no health insurance in the U.S.
Q. How do you propose to ensure that children grow up healthy and have access to comprehensive health care?
- More than 3 million children nationwide were reported abused and neglected in 2006.
Q. What are your plans to keep all children safe from violence in their homes, schools, and communities?
- Millions of children are left alone every day after school.
Q. What is your position on how to keep children safe and supervised in the late afternoon and early evening hours?



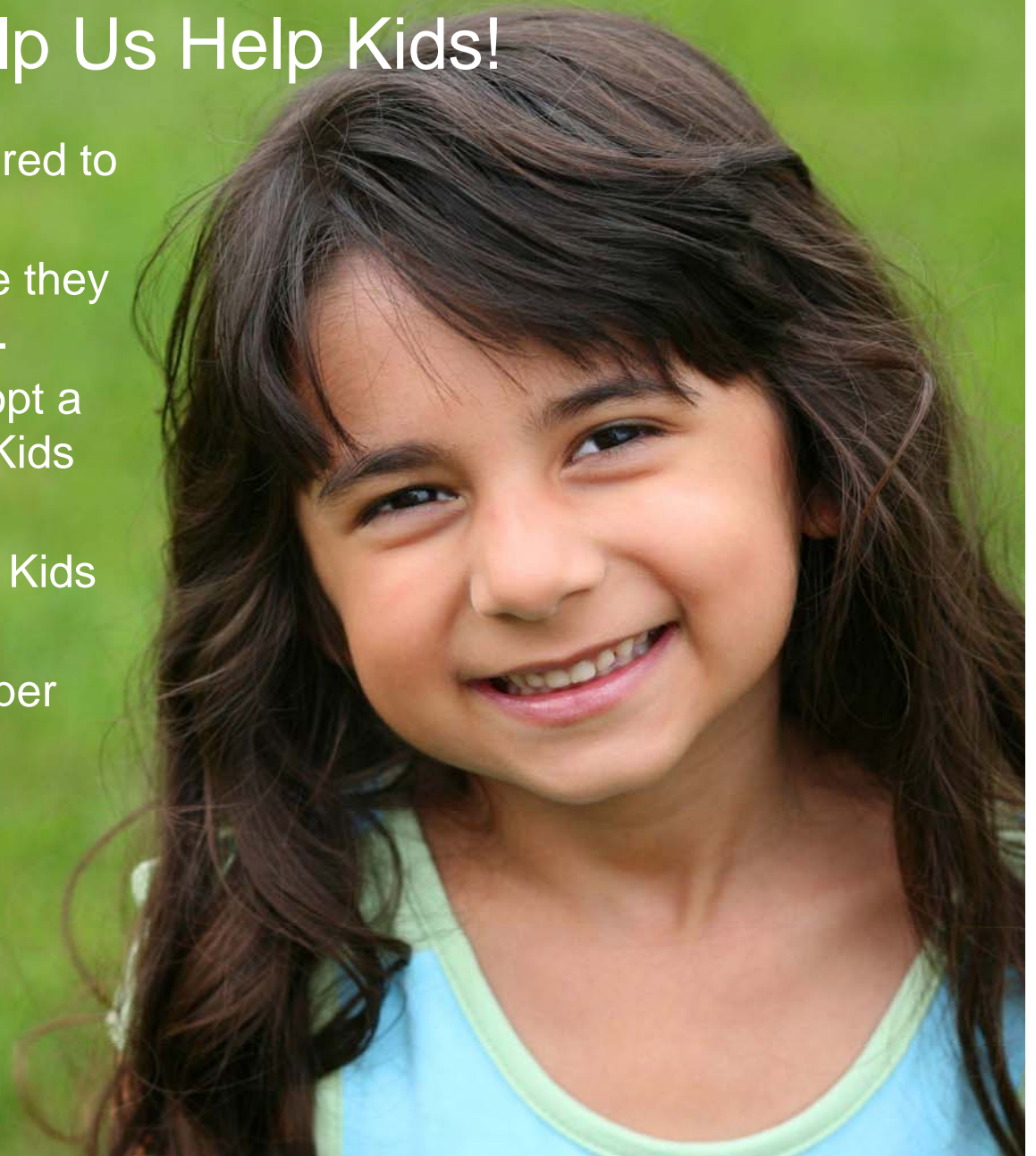
Ask Elected Officials At All Levels of Government cont.



- Millions of children lack access to early learning opportunities.
Q. What is your position on early learning and care, including preparing children for kindergarten?
- 13.6 million of America's children live in poverty.
Q. What would you do to help families with children become economically self-sufficient and able to provide for their family's needs?
- Millions of children have a parent in prison.
Q. How would you address the needs of these children?

Here's What You Can Do to Help Us Help Kids!

- Make sure you are registered to vote.
- Ask elected officials where they stand on children's issues.
- Urge policy-makers to adopt a comprehensive Invest-In-Kids plan.
- Participate in "Step Up for Kids Day" in your state.
- Write a letter to a newspaper about the importance of investing in kids.
- Get our e-mail updates on children and politics.
- Make an online donation.



Millions...

Millions of children without health insurance.
Millions abused or neglected.
Millions living in poverty.
Millions alone after school.

There are millions of reasons for making
investments in children a national priority.

We Can Do Better. Yes, we can.

BECAUSE IN AMERICA, EVERY CHILD MATTERS.